



MODEL
MCA-B

Safety Precautions

Important!

Keep out of reach of children.

Do not allow children to play with the product.

Do not put dry ice or carbonated beverages in the product.

Consume food that is kept inside the product as soon as possible (within 6 hours).
Clean the product immediately after use.

Do not store raw foods for a long period of time as they may spoil.

Do not place the product near stoves, open flames, or other sources of extreme heat.

Do not heat the product in a microwave oven.

Do not fill the product above the maximum level shown below.

Be sure to set the stopper in proper position.

Consume foods within the day to prevent from spoiling.

Drink slowly when the product contains a hot beverage.

Noncompliance to these instructions may result in scald or injury.

Do not use the product if its ability to retain heat declines.

Hot food can make the product very hot, potentially causing burns.

Do not store foods including dairy products or cold soup without cooking them thoroughly.

Do not use the product for any purpose other than keeping food/beverages warm or cold.

Do not knock over, drop or expose the product to excessive shocks.

Do not disassemble or attempt to repair the product by yourself.

Be sure to clean the product immediately after use, especially after consuming sports drinks.

If adding salty foods or liquids, wash immediately after consuming.

Do not use chlorine-based bleaches or acetic acid solutions when cleaning the product.

Do not remove the protective sheet on the underside of the product.

Keep the product in an upright position at all times.

Do not leave the product in a bag for a long time.

Some of the color of the contents may remain on the inner lid. This does not affect the performance and safety.

How to Use

To keep your beverage warm or cool longer.

Pour hot (or cold) water into the body, and let it sit for one or two minutes to allow the inside of the body to heat (or cool).

The product rattles when shaken.

This is caused by a metal sheet moving inside the product and it doesn't affect the performance of the product. The metal sheet is used for boosting the performance of heat retention.

How to Clean

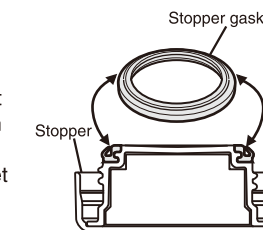
- ◆ Clean after every use.
- ◆ Use mild kitchen detergent.
- ◆ Use a sponge or soft cloth.
- ◆ Be sure to clean the stopper and gasket every use.

Caution

- Be sure to wipe off with dry cloth.
- Do not use dish washer, dryer and scald.

Attaching and Removing the gasket

When removing the gasket, refer to the illustration.
When attaching the gasket, make sure to fit the groove in the gasket completely on to the protrusion on the stopper.
Content may leak when the gasket is attached improper position.



MCA-B

Replacing and Purchasing Consumable Parts

The gasket, spout and stopper are consumable parts. Check once a year for damage/deterioration. If heavily stained or loose, replace them. For replacement parts, contact customer service or the shop where you purchased this product.

Before contact customer service

The utmost measures have been taken to ensure the quality of this product. Should the product be defective, however, contact your dealer and provide the following information.

1. Product name
2. Model Number
3. Description of trouble (As detailed as possible)
4. Purchase date

Feel free to send any questions or comments about this product to the shop where you purchased it.

※ For the purpose of performance improvement, designs, specifications and parts shown in this publication are subject to change without notice.

Specifications

Capacity	Heat retention	Cold retention
0.25 Liters / 8.4 oz	Greater than 83°C • 181°F (1hour) Greater than 56°C • 133°F (6hours)	Less than 12°C • 54°F (6hours)

※ Heat retention has been calculated under the condition of adding hot water at 95°C ±1°C • 203°F ±2°F and leaving it in a room temperature of 20°C ±2°C • 68°F ±4°F for 1hour or 6hours.

※ Cold retention has been calculated under the condition of adding cold water at 4°C ±1°C • 39°F ±2°F and leaving it in a room temperature of 20°C ±2°C • 68°F ±4°F for 6hours.

※ Capacity is actual volume that water can be stored into the product when the stopper is closed.



TIGER CORPORATION
Head Office: 3-1 Hayamicho, Kadoma City, Osaka 571-8571, Japan
URL : <http://www.tiger.jp/global.html>

TIGER HANBAI (H.K.) CO.,LTD.

Rm. 1006B, 10/F., Join-in Hang Sing Centre, 71 - 75 Container Port Road, Kwai Chung, N.T.
Tel: (852) 2418-0912 Fax: (852) 2418-0911

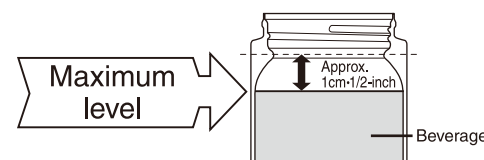
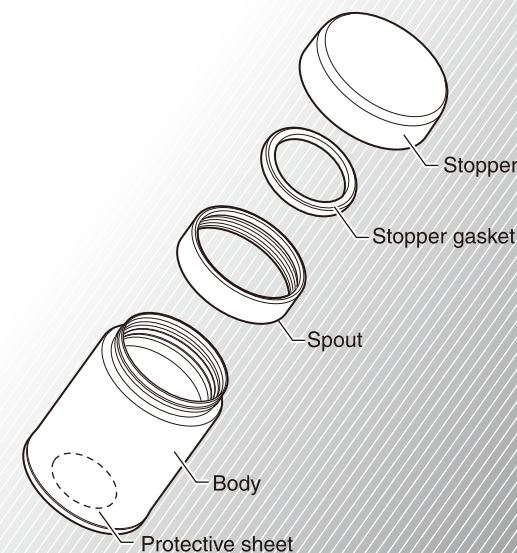
JAPAN TIGER CORPORATION OF U.S.A

2730 Monterey Street, Suite 105 Torrance, CA 90503
Tel: (310) 787-1985 Fax: (310) 787-1986
EMAIL: info@japantigercorp.com

Stainless Steel Cup

Instructions

Thank you for purchasing a "TIGER" Stainless Steel Cup.
Please read the instructions completely before use.
Keep these instructions for future reference.



1

2

3



© 2003 TIGER CORPORATION